

It's My Park | Tool Identification and Use

Last Updated: November 9, 2023

Table of Contents (listed alphabetically by common name)

Section 1: Horticulture and Cleanup

Brown Leaf Bags.....	3
Corn Broom.....	3
Cultivator (long-handled).....	3
Hand Weeder/Dandelion Weeder/Asparagus Fork/Fishtail Weeder.....	4
Edger (long-handled).....	4
Fan Rake (metal, long-handled).....	4
Fan Rake (plastic, long-handled).....	5
Flat/Square Shovel (long-handled).....	5
Grabber.....	5
Hand Cultivator (short-handled).....	6
Hedge/Garden Shears.....	6
Iron Rake.....	6
Loppers.....	6
Pitch Fork (long-handled).....	6
Pointed/Round Shovel (long-handled).....	6
Pruner/Clippers.....	7
Push Broom.....	7
Red Palm Gloves.....	7
Trash Bags (box of 100).....	7
Trowel (hand).....	8
Wheelbarrow.....	8






Section II: Painting

Broom and Pick-Up Pan.....	8
Building Paper (acts as drop cloth).....	8
Caution Tape	9
Chip Brush 1"	9
Chip Brush 2"	9
Chip Brush 3"	9
Fast Orange Hand Cleaner.....	10
Japan Drier.....	10
Latex or Nitrile Gloves.....	10
Masking Tape.....	10
Paint, Black Enamel (1 gallon).....	11
Paint, Broadway Tan Latex (1 gallon).....	11
Paint, Central Park Green Latex (1 gallon).....	11
Paint, Masonry Grey Latex (1 gallon).....	11
Paint Mitt.....	11
Paint Key/Lid Opener.....	11
Paint Pail.....	12
Paint Stirrer.....	12
Paint Tray, Metal.....	12
Paint Tray Liner, Plastic.....	12
Rags (5lb box).....	12
Red Palm Gloves.....	13
Roller Handle 3"	13
Roller Handle 9"	13
Roller Sleeve 3"	13
Roller Sleeve 9"	13
Scraper 3"	14
Trash Bags (box of 100).....	14
Wet Paint Sign.....	14
Wire Brush (with Scraper).....	14
Wood Pole 5.....	15



Horticulture and Cleanup



Tool	Use	Image
Brown leaf bags	- For leaf-raking and natural debris removal (when requested by gardener)	
Corn broom	- Leaf-raking, weeding, clean up	
Cultivator (long-handled)	- Weeding, planting	



Presenting Sponsor



Tool	Use	Image
Hand weeder/dandelion weeder/asparagus fork/fishtail weeder (short-handled)	- Weeding	
Edger (long-handled)	- Weeding, edging (removing weeds along edges of paths)	
Fan rake (metal, long-handled)	- Leaf-raking	

Tool	Use	Image
Fan rake (plastic, long-handled)	- Leaf-raking	
Flat/square shovel (long-handled)	- Path-edging, weeding (possibly), mulching (not ideal)	
Grabber	- Picking up litter	





Presenting Sponsor






Tool	Use	Image
Hand cultivator (short-handled)	- Weeding, planting	
Hedge/garden shears	- Weeding, pruning	
Iron rake	- Mulching, weeding	
Loppers	- Weeding, pruning	
Pitch fork (long-handled)	- Mulching	
Pointed/round shovel (long-handled)	- Planting, weeding, mulching	





Tool	Use	Image
Pruners/clipppers	- Weeding, pruning	
Push broom	- Leaf raking, weeding, general clean-up	
Red palm gloves	- All horticulture	
Trash bags (box of 100)	- All horticulture	

Tool	Use	Image
Trowel (hand)	- Planting, weeding	
Wheelbarrow	- All horticulture	

Painting

Tool	Use	Image
Broom and pick-up pan	- Helpful for clean-up	
Building paper (acts as drop cloth)	- All painting	



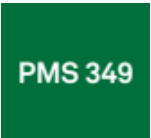



Tool	Use	Image
Caution tape	- Helpful to block off recently painted areas	
Chip brush 1"	- Helpful for painting corners and small areas (ex: fences)	
Chip brush 2"	- All painting	
Chip brush 3"	- All painting	

Tool	Use	Image
Fast Orange Hand Cleaner	- Cleaning paint off hands	
Japan Drier	<ul style="list-style-type: none"> - Projects with oil-based paint, helpful if there is the potential for rain - Make sure to read instructions and use carefully 	
Latex or nitrile gloves	<ul style="list-style-type: none"> - All painting - Nitrile gloves are for people with a latex allergy 	
Masking tape	- All painting	



Presenting Sponsor








Tool	Use	Image
Paint, black enamel (1 gallon)	- Oil-based paint used for fences and metal part of benches	
Paint, Broadway tan latex (1 gallon)	- Possibly for handball court painting	
Paint, Central Park green latex (1 gallon)	- Bench painting	
Paint, masonry gray latex (1 gallon)	- Possibly for handball court painting	
Paint mitt	<p>- Helpful for fence-painting (in addition to paint brushes and rollers)</p> <p>- Volunteers should wear either latex or nitrile gloves underneath because the paint seeps</p>	
Paint key/lid opener	- All painting	

Tool	Use	Image
Paint pail	- All painting, most helpful for projects using paint brushes	
Paint stirrer	- All painting	
Paint tray, metal	- All painting, used with paint rollers	
Paint tray liner, plastic	- All painting, used to protect the metal tray	
Rags (5lb box)	- All painting, used to clean off debris before painting and to clean up spills	



Presenting Sponsor



Tool	Use	Image
Red palm gloves	- All painting, for scraping	
Roller handle 3"	- Painting benches, lamp posts, retaining wall, trash cans, wrought iron fence (WIF)	
Roller handle 9"	- Painting basketball courts, handball courts, retaining wall	
Roller sleeve 3"	- Painting benches, lamp posts, retaining wall, trash cans, wrought iron fence (WIF)	
Roller sleeve 9"	- Painting basketball courts, handball courts, retaining wall	



Presenting Sponsor



Tool	Use	Image
Scraper 3" or larger	- All painting	
Trash bags (box of 100)	- All painting	
Wet paint sign	- All painting	
Wire brush (with scraper)	- Painting	

Tool	Use	Image
Wood pole 5'	<ul style="list-style-type: none"> - Painting basketball courts, handball courts, retaining wall (possibly) - Use the 3" & 9" roller handles and 3" & 9" sleeves mentioned in this painting section 	